


Montacargas

Standard

Serie iNOMA

1.5-3.5 ton series (FG/D 15-35 series)

The most popular and multi-purpose industrial vehicles for all industries, worldwide, and thus TCM has been always and constantly paying greater efforts to refine and upgrade this TCM's core forklift trucks, able to meet ever changing requirements and needs by our customers.



As "Newsflash" of this website highlights, TCM redesigned this series and launched the first model of iNOMA forklift truck in 2005 and successively completed the full lineup of this series for global markets.

Having 1.5~3.5 ton loading capacity, iNOMA series with very fresh and appearance, represents various advanced features such as improved maneuverability, enhanced operator comfort, increased safety and durability, easy maintenance as well as mounting high power and eco-friendly engines (diesel, gasoline & LPG types), sufficiently clearing 2nd stage global emission controls.

Standard


3.5-5 tons series (FG/D 35-50 series)

The ace vehicle of this class features higher engine-power, speedy loading and unloading of cargo, highly reputed noise-suppression performance, wide-view mast, and reliable power-assisted brakes. The trucks in this series outperform all other competitors' vehicles, and gasoline/LPG models are also available



6-10 tons series (FD 60-100 series)

Equipped with the most powerful engine in this class (112ps. horsepower) that is environment-friendly in discharging cleaner emissions, (30% less smoke and 50% less toxic content).




Also, exceptionally outstanding lifting speeds (FD60-510mm/sec when loaded).

Heavy Duty

10-15 TON (FD100-150 SERIES)

TCM is very proud with worldwide excellent repute to offer various topnotch models of large-sized heavy-duty I.C. Forklifts of worldwide excellent repute backed by many years' accumulated expertise and experiences for efficient, safe and environment friendly large cargo operations at harsh and severe workplaces like steel mills, marine terminals, shipbuilders, lumber yards, etc.



HEAVY DUTY TOP LIFTERS

I.C. Forklift Trucks equipped with special spreaders to easily and efficiently lift cargo filled heavy containers. The largest model, FD430-3 can easily stack up five loaded containers with faster lifting speeds. Other custom made top-lifters for container handling at rail terminals and Ro-Ro ship operations are available.



EMPTY CONTAINER HANDLERS

Being equipped with special spreaders to safely, neatly and quickly handle empty containers at the terminals, TCM developed the new type vehicles focusing on several crucial features-excellent visibility, high-mounted pillar-less cabin, wider view mast, easy and tireless maneuverability, increased operation efficiency and operator friendliness as well.



COUNTER-BALANCED

1 – 3 TON (FB10-30 SERIES)

TCM products solve customers' forklift operational concerns: tricky material handling at cramped worksites; tiresome and, frequent battery replacement and the need to improve work efficiently. These have been largely improved by the state-of-the-art FB-VII series TCM electric forklift through superb functional breakthroughs that include the most compact body, easier access by more comfortable step and seat, sufficient battery power, and three operational mode shifts to perform the best suitable operations. TCM recently released eight new 1-3 ton FB-VII series models.



In addition, four high-power models (1.5-3 ton) are available for our customer's selection.

NEWLY UPGRADED TRES RUEDAS

1.6 – 1.8 TON (FTB16-FTB18)

Electric three wheelers are extremely maneuverable, which enables easy and quick material handling within very confined and aseptic workplaces such as food-processing plants. With their unique characteristics, they continue to maintain a substantial share worldwide among industrial vehicles and North American and Europe claim an especially large market. Thus, TCM recently redesigned its three wheelers as FTB-VII series, specially focusing on upgrading basic performance and improving ergonomics, adding numerous safety devices and simplifying maintenance. In addition,



TCM believes that the smart and impressive fresh vehicle appearance is sure to gain the favorable attention and support of its customers. TCM FTB models are indeed the the electric three wheelers of tomorrow.

ELECTRIC REACH

1 – 2.5 TON (FB10-25 SERIES)

This reach-type electric forklift offers an outstanding combination of loading performance and work efficiency. Its ability to pivot and sharp turns makes it especially suitable for cramped working areas such as warehouses. Major operating features include:



- The longest operating time in its class, achieved by a substantial reduction in power consumption (30%).
- Super regulated battery charging-the first for the industry. · A fully automatic microcomputer-operated charger for a continuous, non-fluctuating power supply.· An operator-friendly, shock-less cylinder for superb comfort and operating ease (vibration reduced by 65%and noise reduced by 20%).

COMPACT WHEEL LOADERS

(L3-2 / L9-2 SERIES)

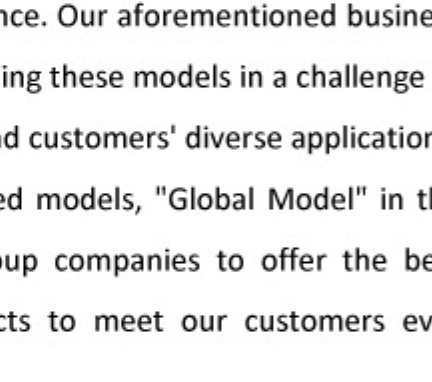
Five models: 0.3 to 0.9m³ bucket capacities The most compact body in its class (L4-2: min. turning radius-3,600mm), offering superb operation efficiency (L4-2: breakout force-2,800kgf & dumping height-2,155mm), comfort in the cabin (less noise, finger-tip operation lever, and better visibility) as well as the lowest gas emission, being compliant to current U.S., EU, and Japanese regulations.



STANDARD WHEEL LOADERS

(L13-3 / L40-3 SERIES)

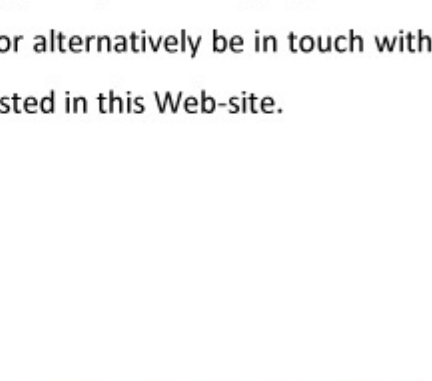
Seven models: 1.3 to 4.3m³ bucket capacities The most popular loaders in this class, used in various industrial fields. In particular, the engines installed in this class produce superb and consistent power, enabling machines to operate stably with more efficient operation in addition to being environment-friendly, clearing the latest gas emission standards. Driver's comfort is regarded as one of the first priorities, and what's more, TCM is proud of its excellent efficiency of dumping clearance as well as drawing and digging capabilities. Furthermore, the downshift switch system (DSS) with automatic gear shifting contributes to smoother travel and better performance. Our aforementioned business alliance is keenly focusing on redesigning and upgrading these models in a challenge to meet ever-changing global business environments and customers' diverse applications, and thus, TCM will soon launch the fresh redesigned models, "Global Model" in the worldwide market, hand in hand with Hitachi group companies to offer the best suitable combined equipment with Hitachi products to meet our customers ever changing needs and requirements.



REACH-TYPE LOADER

(L13)

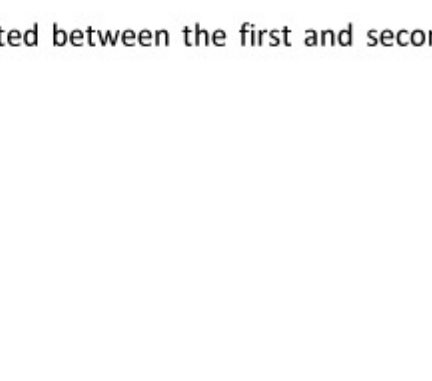
1.3m³ bucket capacity A unique functional loader, featuring 3,260-mm dumping clearance and 1,980mm dumping reach, the largest in its class. It became very popular in many industries worldwide as an easy driving and efficient material-handling loader, particularly in the fields of civil engineering and land development. For detailed information and your specified inquiry on each model, please contact TCM distributor in your region, or alternatively be in touch with TCM International Business Headquarters in Tokyo as listed in this Web-site.



LARGE-SIZED WHEEL LOADERS

(L50/ L60 SERIES)

Two models: 5.0 and 6.0m³ bucket capacities TCM's large-sized wheel loader series offers driver-friendly operation with smoother driving and efficient material handling. Comfort is a keyword for this series through: · A wide-view and pressurized cabin equipped with an air conditioner that keeps dust and noise out · A luxurious seat covered with durable cross-woven fabric · TCM's original DSS automatic gear shift located between the first and second gears of operation as well as in traveling



FRESHLY REDESIGNED

SKID STEER LOADERS

0.14 – 0.4 m³

TCM, being proud of enjoying the top market share of SSL in Japan, has recently redesigned SSL to upgrade its functions and appearance, particularly focusing on far better and easier maneuverability and operator friendliness. With its quick response, the new SSL can be efficiently and simply operated in cramped work spaces. Notable features include: min. turning radius 2040mm (model 706 with a standard bucket), HST system, rugged driver's cabin, powerful clean engine with lesser vibration, being compliant to current worldwide emission controls, industries top-ranked reach and clearance with heavy loading capacity, increased travel speed and drawbar-pull, hydraulic bucket-leveling mechanisms, efficient cooling system, and comfortable cabin and easier maintenance. Body colors (impressive crimson red and white as option) and smart appearance are in well harmony with living environs such as home gardens and woodlands.

